



Phonological Awareness

PA.046

Phoneme Segmenting

Phoneme Feud

Objective

The student will segment phonemes in words.


Materials

▶ Two-to-five phoneme picture cards (Activity Master PA.046.AM1a - PA.046.AM1d)

Activity

Students count the phonemes in words while playing a word game.

1. Mix and place phoneme picture cards face down in two stacks on a flat surface.
2. Taking turns, students turn over a card from the stack, name the picture, segment the sounds, and count the phonemes (e.g., “key, /k/ /ē/, two phonemes”).
3. The student with the picture card containing the highest number of phonemes takes the cards.
4. If the students have the same number then they have a “phoneme feud.” Each student selects one more card, and places it face up. Names the picture, segments the sound, and counts the phonemes. Student who has the card with the highest number of phonemes takes all the cards.
5. Continue until all cards are used.
6. Peer evaluation




Extensions and Adaptations

- ▶ Sort picture cards by number of phonemes.
- ▶ Play using other picture cards.


Phonological Awareness

Phoneme Feud

PA.046.AM1a



2





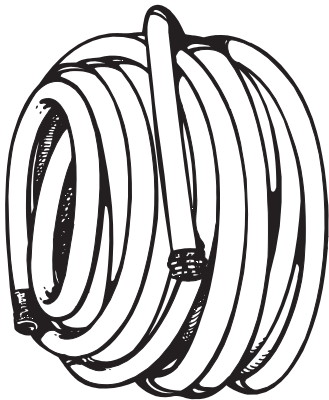


phoneme picture cards: key-2, arm-2, hay-2, two-2, saw-2, pie-2



Phonological Awareness

PA.046.AM1b

Phoneme Feud




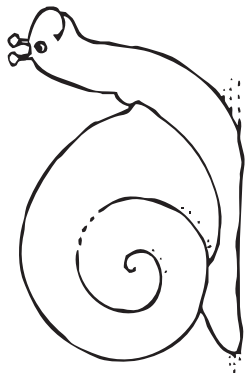

phoneme picture cards: bat-3, fish-3, nail-3, hose-3, coach-3, rope-3



Phonological Awareness

Phoneme Feud

PA.046.AM1c





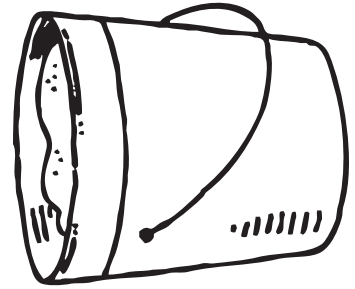
phoneme picture cards: penny-4, baby-4, spoon-4, snail-4, ladder-4, clock-4



Phonological Awareness

PA.046.AM1d

Phoneme Feud



phoneme picture cards: gorilla-5, racoon-5, bucket-5, candy-5, plant-5, cracker-5

