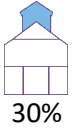

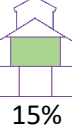
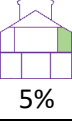
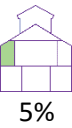

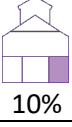
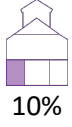


Maryland ESSA Accountability Program Indicators High Schools

Academic Achievement	 30%	Performance Composite for ELA and Math	<ul style="list-style-type: none"> • 7.5% is percent of students achieving <ul style="list-style-type: none"> ○ 4 or 5 on MCAP ELA ○ 3 or 4 on MSAA • 7.5% is percent of students achieving <ul style="list-style-type: none"> ○ 4 or 5 on MCAP Math ○ 3 or 4 or MSAA • 7.5% is the Average Performance Level on MCAP ELA • 7.5% is the Average Performance Level on MCAP Math
English Language Proficiency	 10%	Progress in Achieving English Language Proficiency	<ul style="list-style-type: none"> • Percent of students making progress towards attaining English Language Proficiency on WIDA ACCESS using a Growth-to-Target Model
Academic Progress	 15%	Adjusted Cohort Graduation Rate Composite	<ul style="list-style-type: none"> • 10% is 4-year adjusted cohort • 5% is 5-year adjusted cohort
	 5%	On Track in 9th Grade	<ul style="list-style-type: none"> • Percent of 9th grade students earning at least 4 credits in Mathematics, ELA, Science, Social Studies and/or WCL
	 5%	Credit for completion of a well-rounded curriculum	<ul style="list-style-type: none"> • Percent of graduating seniors that have completed one of the following: <ul style="list-style-type: none"> ○ Score of 3 or higher on AP test/4 or higher on IB test ○ SAT Score of 530 (math) and 480 (reading) or higher ○ ACT score of 21 or higher ○ Earned credit for dual enrollment ○ Met the UMD entry requirements ○ Completed a CTE youth apprenticeship/industry certification ○ Completed an MSDE-approved CTE program ○ Met ASVAB standard (score TBD) ○ Received The Seal of Biliteracy ○ Certificate Completion Students: <ul style="list-style-type: none"> ▪ Gained/supported employment ▪ Post-secondary education/training ▪ Other services that are integrated in the community
School Quality/ Student Success	 15%	Chronic Absenteeism	<ul style="list-style-type: none"> • Percent of students present 90% or more during the school year
	 10%	Survey	<ul style="list-style-type: none"> • Aggregate measure of a school climate survey of students and educators (not included until 18-19)
	 10%	Opportunities/Access to a well-rounded curriculum	<ul style="list-style-type: none"> • Percent of graduating seniors: <ul style="list-style-type: none"> ○ Enrolled in an AP/IB course ○ Participated in dual enrollment ○ Completion of a CTE concentrator ○ For certificate bound students: enrollment in general ed core or elective course

Calculating Accountability Results: High Schools

ACADEMIC ACHIEVEMENT

Academic Achievement in English Language Arts (ELA) and Math		Grades 9-12
POSSIBLE POINTS 7.5	Percent of students scoring "proficient" or higher, English Language Arts	Earned Points = Percent "proficient" or higher x 7.5 <i>Ex: School has 60% of students "proficient" or higher on ELA. (0.60 x 7.5 = 4.5 points)</i>
	Average Performance Level, English Language Arts	Earned Points = Average Performance Level x 1.5 <i>Ex: School has an average ELA Performance Level of 3.4. (3.4 x 1.5 = 5.1 points)</i>
	Percent of students scoring "proficient" or higher, math	Earned Points = Percent "proficient" or higher x 7.5 <i>Ex: School has 60% of students "proficient" or higher on math. (0.60 x 7.5 = 4.5 points)</i>
	Average Performance Level, math	Earned Points = Average Performance Level x 1.5 <i>Ex: School has an average math Performance Level of 3.6. (3.6 x 1.5 = 5.4 points)</i>

30

GRADUATION RATE

High School Graduation Rate		Grade 12
POSSIBLE POINTS 10	Four-year adjusted cohort graduation rate	Earned Points = Four-year graduation rate x 10 <i>Ex: School has a four-year graduation rate of 85%. (0.85 x 10 = 8.5 points)</i>
	Five-year adjusted cohort graduation rate	Earned Points = Five-year graduation rate x 5 <i>Ex: School has a five-year graduation rate of 90%. (0.9 x 5 = 4.5 points)</i>

15

ENGLISH LANGUAGE PROFICIENCY

Progress in Achieving English Language Proficiency		Grades 9-12
POSSIBLE POINTS 10	Percent of English learner (EL) students on-track to attaining English language proficiency	Earned Points = Percent of EL students on-track x 10 <i>Ex: School has 40% of EL students on-track. (0.40 x 10 = 4 points)</i>

10

READINESS FOR POSTSECONDARY SUCCESS

On-Track in 9th Grade		Grade 9
POSSIBLE POINTS 5	Percent of 9 th grade students who earn at least four credits in English Language Arts, math, science, social studies, and/or world language	Earned Points = Percent earning credit x 5 <i>Ex: School has 70% of 9th graders earning credit. (0.70 x 5 = 3.5 points)</i>

5

Credit for Completion of a Well-Rounded Curriculum		Grade 12																									
POSSIBLE POINTS 5	Percent of students completing high school and earning credit for achieving other academic benchmarks. (For a full list see User's Guide.)	Earned points are awarded by:																									
		<table border="1"> <tr> <td>PERCENT *</td> <td>0 - 60.0</td> <td>1</td> <td>PERCENT *</td> <td>70.30 - 75.40</td> <td>2.5</td> <td>PERCENT *</td> <td>85.70 - 90.90</td> <td>4</td> </tr> <tr> <td></td> <td>60.00 - 65.10</td> <td>1.5</td> <td></td> <td>75.40 - 80.60</td> <td>3</td> <td></td> <td>90.90 - 96.00</td> <td>4.5</td> </tr> <tr> <td></td> <td>65.10 - 70.30</td> <td>2</td> <td></td> <td>80.60 - 85.70</td> <td>3.5</td> <td></td> <td>96.00 - 100</td> <td>5</td> </tr> </table> <p><small>* INTERVALS: PERCENT IS GREATER THAN OR EQUAL TO - PERCENT IS LESS THAN Ex: A school with a percent of exactly 85.70 earns 4 points.</small></p>	PERCENT *	0 - 60.0	1	PERCENT *	70.30 - 75.40	2.5	PERCENT *	85.70 - 90.90	4		60.00 - 65.10	1.5		75.40 - 80.60	3		90.90 - 96.00	4.5		65.10 - 70.30	2		80.60 - 85.70	3.5	
PERCENT *	0 - 60.0	1	PERCENT *	70.30 - 75.40	2.5	PERCENT *	85.70 - 90.90	4																			
	60.00 - 65.10	1.5		75.40 - 80.60	3		90.90 - 96.00	4.5																			
	65.10 - 70.30	2		80.60 - 85.70	3.5		96.00 - 100	5																			

5

SCHOOL QUALITY AND STUDENT SUCCESS

Chronic Absenteeism		Grades 9-12																																																																																								
POSSIBLE POINTS 15	Percent of students not chronically absent	Earned points are awarded by:																																																																																								
		<table border="1"> <tr> <td>PERCENT *</td> <td>0 - 60.0</td> <td>1</td> <td>PERCENT *</td> <td>66.70 - 68.00</td> <td>4</td> <td>PERCENT *</td> <td>74.70 - 76.00</td> <td>7</td> <td>PERCENT *</td> <td>82.70 - 84.00</td> <td>10</td> <td>PERCENT *</td> <td>90.70 - 92.00</td> <td>13</td> </tr> <tr> <td></td> <td>60.00 - 61.30</td> <td>1.5</td> <td></td> <td>68.00 - 69.30</td> <td>4.5</td> <td></td> <td>76.00 - 77.30</td> <td>7.5</td> <td></td> <td>84.00 - 85.50</td> <td>10.5</td> <td></td> <td>92.00 - 93.30</td> <td>13.5</td> </tr> <tr> <td></td> <td>61.30 - 62.70</td> <td>2</td> <td></td> <td>69.30 - 70.70</td> <td>5</td> <td></td> <td>77.30 - 78.70</td> <td>8</td> <td></td> <td>85.50 - 86.70</td> <td>11</td> <td></td> <td>93.30 - 94.70</td> <td>14</td> </tr> <tr> <td></td> <td>62.70 - 64.00</td> <td>2.5</td> <td></td> <td>70.70 - 72.00</td> <td>5.5</td> <td></td> <td>78.70 - 80.00</td> <td>8.5</td> <td></td> <td>86.70 - 88.00</td> <td>11.5</td> <td></td> <td>94.70 - 96.00</td> <td>14.5</td> </tr> <tr> <td></td> <td>64.00 - 65.30</td> <td>3</td> <td></td> <td>72.00 - 73.30</td> <td>6</td> <td></td> <td>80.00 - 81.30</td> <td>9</td> <td></td> <td>88.00 - 89.30</td> <td>12</td> <td></td> <td>96.00 - 100</td> <td>15</td> </tr> <tr> <td></td> <td>65.30 - 66.70</td> <td>3.5</td> <td></td> <td>73.30 - 74.70</td> <td>6.5</td> <td></td> <td>81.30 - 82.70</td> <td>9.5</td> <td></td> <td>89.30 - 90.70</td> <td>12.5</td> <td></td> <td></td> <td></td> </tr> </table> <p><small>* INTERVALS: PERCENT IS GREATER THAN OR EQUAL TO - PERCENT IS LESS THAN Ex: A school with a percent of exactly 84.00 earns 10.5 points.</small></p>	PERCENT *	0 - 60.0	1	PERCENT *	66.70 - 68.00	4	PERCENT *	74.70 - 76.00	7	PERCENT *	82.70 - 84.00	10	PERCENT *	90.70 - 92.00	13		60.00 - 61.30	1.5		68.00 - 69.30	4.5		76.00 - 77.30	7.5		84.00 - 85.50	10.5		92.00 - 93.30	13.5		61.30 - 62.70	2		69.30 - 70.70	5		77.30 - 78.70	8		85.50 - 86.70	11		93.30 - 94.70	14		62.70 - 64.00	2.5		70.70 - 72.00	5.5		78.70 - 80.00	8.5		86.70 - 88.00	11.5		94.70 - 96.00	14.5		64.00 - 65.30	3		72.00 - 73.30	6		80.00 - 81.30	9		88.00 - 89.30	12		96.00 - 100	15		65.30 - 66.70	3.5		73.30 - 74.70	6.5		81.30 - 82.70	9.5		89.30 - 90.70	12.5	
PERCENT *	0 - 60.0	1	PERCENT *	66.70 - 68.00	4	PERCENT *	74.70 - 76.00	7	PERCENT *	82.70 - 84.00	10	PERCENT *	90.70 - 92.00	13																																																																												
	60.00 - 61.30	1.5		68.00 - 69.30	4.5		76.00 - 77.30	7.5		84.00 - 85.50	10.5		92.00 - 93.30	13.5																																																																												
	61.30 - 62.70	2		69.30 - 70.70	5		77.30 - 78.70	8		85.50 - 86.70	11		93.30 - 94.70	14																																																																												
	62.70 - 64.00	2.5		70.70 - 72.00	5.5		78.70 - 80.00	8.5		86.70 - 88.00	11.5		94.70 - 96.00	14.5																																																																												
	64.00 - 65.30	3		72.00 - 73.30	6		80.00 - 81.30	9		88.00 - 89.30	12		96.00 - 100	15																																																																												
	65.30 - 66.70	3.5		73.30 - 74.70	6.5		81.30 - 82.70	9.5		89.30 - 90.70	12.5																																																																															

15

School Survey		Grades 9-11
POSSIBLE POINTS 10*	School's score on a survey of students and educators*	Earned Points to be determined *Will not be used in 2017-2018

Access to a Well-Rounded Curriculum		Grade 12
POSSIBLE POINTS 10	Percent of students completing high school and enrolled in other opportunities beyond core coursework. (For a full list see User's Guide.)	Earned Points = Percent enrolled x 10 <i>Ex: School has 80% of students completing high school enrolled. (0.80 x 10 = 8 points)</i>

10

