







How to get to Classlink and Google Classroom on an Android or iOS Tablet

In order for iPads or Android devices to work seamlessly with all of the elearning activities you will need to download the following apps to the device and log in to each app with the student's aacps.org account.

 <p>ClassLink LaunchPad Single sign-on for education ClassLink, Inc #109 in Education ★★★★★ 4.4, 1.9K Ratings Free</p> <p>Code: AACPS The username is the ADFS login option, not the Google Login option. (unless you previously linked your Google account) Once you have entered Classlink, Here is how to link your Google Account</p>	 <p>Google Classroom Instant. Paperless. Easy. Google LLC #1 in Education ★★★★★ 1.6, 1.2M Ratings Free</p>
 <p>Google Drive 4+ Cloud storage space Google LLC #3 in Productivity ★★★★★ 4.8, 3.1M Ratings Free · Offers In-App Purchases</p>	 <p>Google Docs: Sync, Edit, Share Edit Documents and Collaborate Google LLC #2 in Productivity ★★★★★ 4.8, 1.2M Ratings Free</p>
 <p>Google Slides Google LLC #6 in Productivity ★★★★★ 4.7, 155.9K Ratings Free</p>	 <p>Google Sheets 4+ Open, Edit & Share Spreadsheet Google LLC #8 in Productivity ★★★★★ 4.8, 746.5K Ratings Free</p>

Open Classlink App>find the Google Classroom app. Click on the app to find your teacher's Classroom.