



## Accessing Wixie from an iPad or SmartPhone


For information on using Wixie at home, watch this [video](#).

### Using the Classlink App (must be downloaded from the App Store)

1. Open the Classlink App on the device.



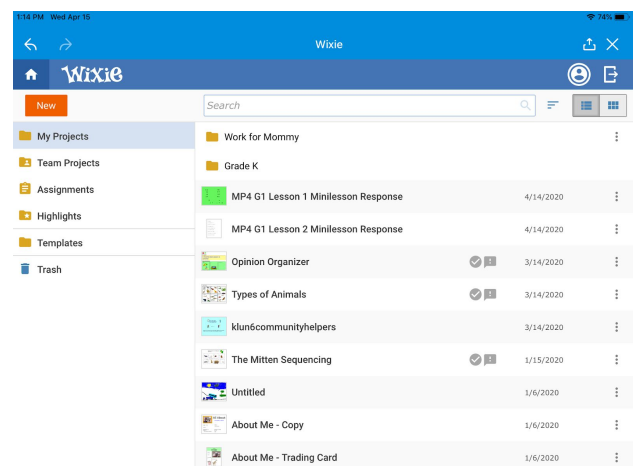
2. Sign into Classlink with your AACPS username and password.  
*\*If you have previously set up Classlink to sign in with Google, select that option.*



3. Find Wixie in the list of apps. You may have to swipe through the pages to find it.

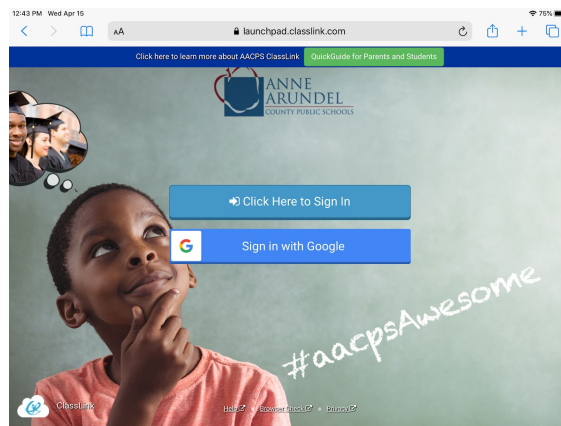


4. Select Wixie. It will open in the window after a few seconds.

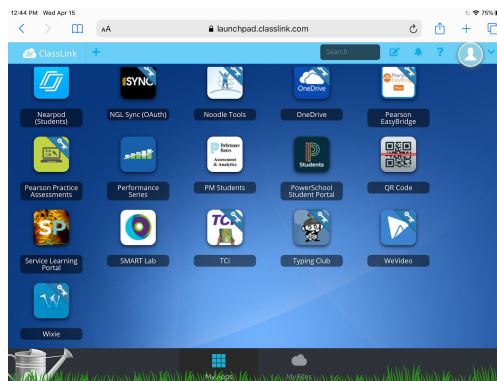


## Accessing Wixie using Classlink in the Tablet Browser

1. Go to [launchpad.classlink.com/aacps](http://launchpad.classlink.com/aacps) and log in to Classlink.



2. Find Wixie in the list of apps and select it.



3. Wixie will open in another tab in the browser.

