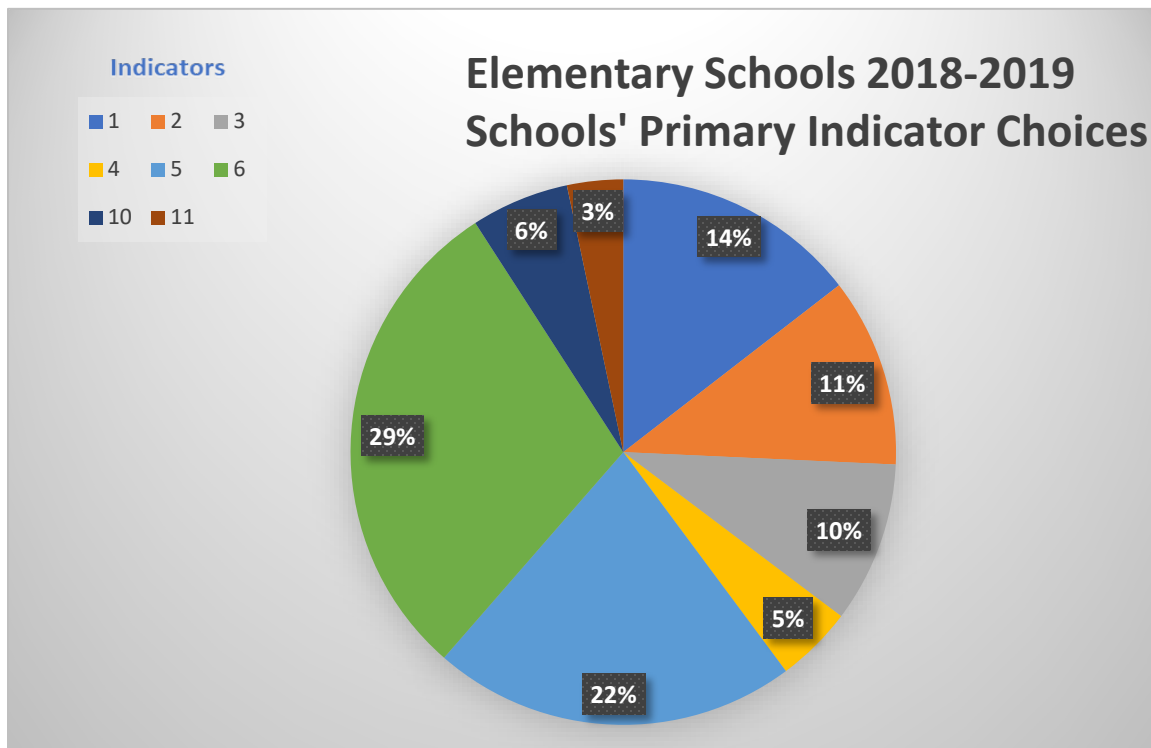


Strategic Plan Indicators – 2018-2019

Each AACPS elementary, middle, high, charter/contract, and special school in the district reviewed their student data, looked at the challenges they face within their community, reviewed their resources, and discussed where they should put their focus in order to build a foundation on which student engagement and achievement can grow and flourish. Although all 18 strategic plan indicators are important, our schools are choosing a few indicators on which to focus annually, recognizing that focusing on few indicators allows resources to be used in a targeted, effective, and efficient way.



NOTE: Indicators do not appear if < 3% of schools have them as a primary focus.

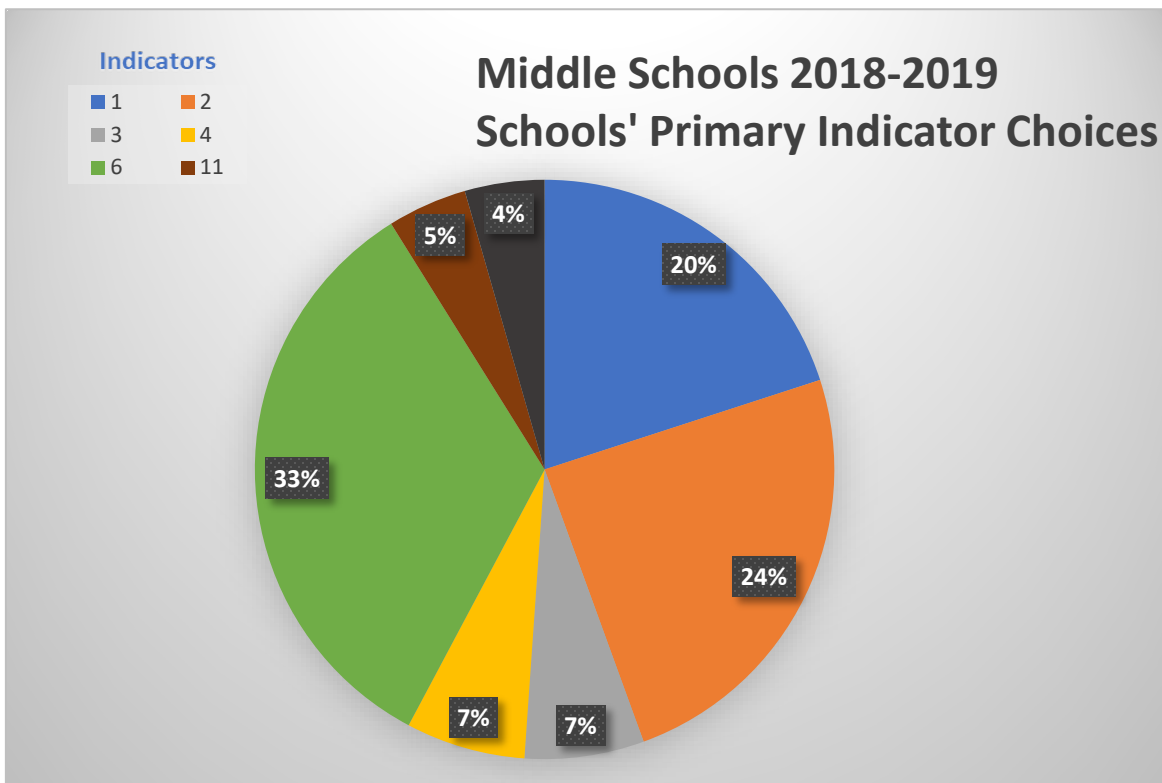
These include Indicators # 7, 8, 9, 12, 13, 14, 15, 16 and 17

Elementary Schools' Primary Indicator Choices

1. INCREASE THE PERCENTAGE OF STUDENTS, FAMILIES, STAFF, AND PARTNERS WHO REPORT FEELING LIKE A VALUABLE MEMBER OF THE SCHOOL OR SCHOOL SYSTEM
2. INCREASE THE PERCENTAGE OF STUDENTS WHO REPORT THAT AACPS STAFF CARE FOR AND SUPPORT THEM
3. INCREASE THE USE OF RESTORATIVE PRACTICES IN SCHOOLS AND OFFICES
4. INCREASE THE NUMBER OF STORIES STAFF AND STUDENTS ARE ABLE TO SHARE ABOUT ONE ANOTHER'S LIFE EXPERIENCES
5. INCREASE THE PERCENTAGE OF STUDENTS WHO READ ON OR ABOVE GRADE LEVEL BY THE END OF SECOND GRADE
6. INCREASE THE PERCENTAGE OF STUDENTS IN GRADES 3-8 WHO MEET OR EXCEED EXPECTATIONS ON STANDARDIZED READING, LANGUAGE ARTS, AND MATHEMATICS ASSESSMENTS
10. INCREASE THE PERCENTAGE OF STUDENTS ATTENDING SCHOOL ON A DAILY BASIS
11. INCREASE INSTRUCTIONAL OPPORTUNITIES TO EXPLORE MULTIPLE CULTURAL AND ETHNIC PERSPECTIVES

Strategic Plan Indicators – 2018-2019

Each AACPS elementary, middle, high, charter/contract, and special school in the district reviewed their student data, looked at the challenges they face within their community, reviewed their resources, and discussed where they should put their focus in order to build a foundation on which student engagement and achievement can grow and flourish. Although all 18 strategic plan indicators are important, our schools are choosing a few indicators on which to focus annually, recognizing that focusing on few indicators allows resources to be used in a targeted, effective, and efficient way.



NOTE: Indicators do not appear if < 3% of schools have them as a primary focus.

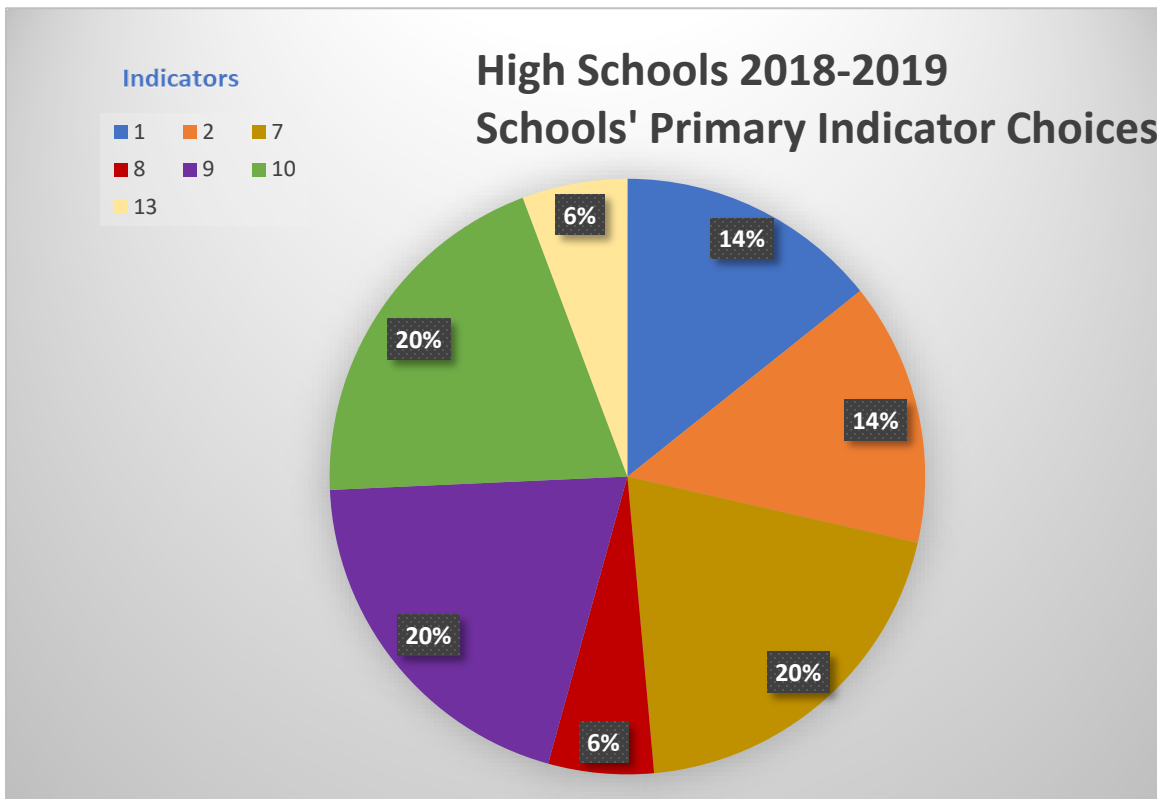
These include Indicators # 5, 7, 8, 9, 10, 12, 13, 15, 16, and 17

Middle Schools' Primary Indicator Choices

1. INCREASE THE PERCENTAGE OF STUDENTS, FAMILIES, STAFF, AND PARTNERS WHO REPORT FEELING LIKE A VALUABLE MEMBER OF THE SCHOOL OR SCHOOL SYSTEM
2. INCREASE THE PERCENTAGE OF STUDENTS WHO REPORT THAT AACPS STAFF CARE FOR AND SUPPORT THEM
3. INCREASE THE USE OF RESTORATIVE PRACTICES IN SCHOOLS AND OFFICES
4. INCREASE THE NUMBER OF STORIES STAFF AND STUDENTS ARE ABLE TO SHARE ABOUT ONE ANOTHER'S LIFE EXPERIENCES
6. INCREASE THE PERCENTAGE OF STUDENTS IN GRADES 3-8 WHO MEET OR EXCEED EXPECTATIONS ON STANDARDIZED READING, LANGUAGE ARTS, AND MATHEMATICS ASSESSMENTS
11. INCREASE INSTRUCTIONAL OPPORTUNITIES TO EXPLORE MULTIPLE CULTURAL AND ETHNIC PERSPECTIVES

Strategic Plan Indicators – 2018-2019

Each AACPS elementary, middle, high, charter/contract, and special school in the district reviewed their student data, looked at the challenges they face within their community, reviewed their resources, and discussed where they should put their focus in order to build a foundation on which student engagement and achievement can grow and flourish. Although all 18 strategic plan indicators are important, our schools are choosing a few indicators on which to focus annually, recognizing that focusing on few indicators allows resources to be used in a targeted, effective, and efficient way.



NOTE: Indicators do not appear if < 3% of schools have them as a primary focus.

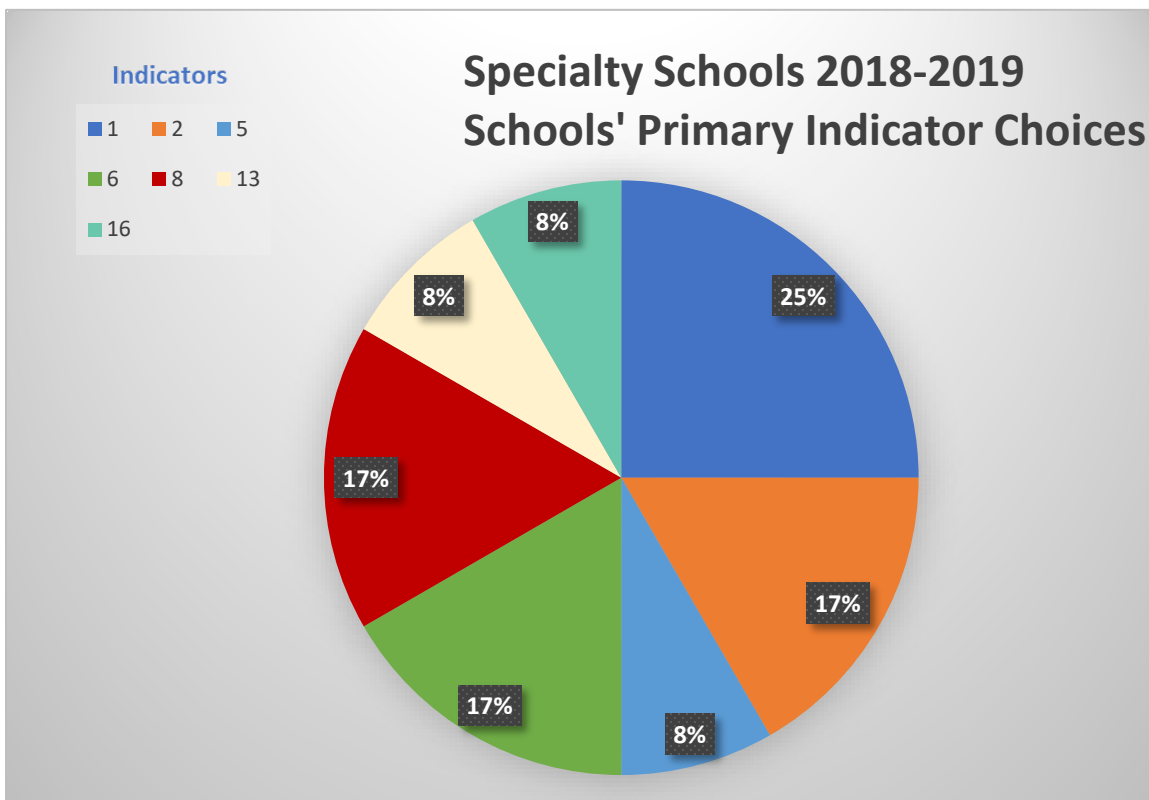
These include Indicators # 3, 4, 5, 6, 11, 12, 14, 15, 16 and 17

High Schools' Primary Indicator Choices

1. INCREASE THE PERCENTAGE OF STUDENTS, FAMILIES, STAFF, AND PARTNERS WHO REPORT FEELING LIKE A VALUABLE MEMBER OF THE SCHOOL OR SCHOOL SYSTEM
2. INCREASE THE PERCENTAGE OF STUDENTS WHO REPORT THAT AACPS STAFF CARE FOR AND SUPPORT THEM
3. INCREASE THE PERCENTAGE OF STUDENTS IN GRADES 9-12 WHO MEET OR EXCEED EXPECTATIONS ON STANDARDIZED ENGLISH AND MATHEMATICS ASSESSMENTS
4. INCREASE THE PERCENTAGE OF DIPLOMA-BOUND HIGH SCHOOL SENIORS WHO SCORE A 3 OR BETTER ON AN AP EXAMINATION, 4 OR BETTER ON AN IB EXAMINATION, OR EARN A MARYLAND INDUSTRY CERTIFICATION
5. INCREASE THE PERCENTAGE OF 9TH GRADERS WHO MATRICULATE TO 10TH GRADE STATUS AFTER ONE YEAR
6. INCREASE THE PERCENTAGE OF STUDENTS ATTENDING SCHOOL ON A DAILY BASIS
7. INCREASE THE PERCENTAGE OF STUDENTS COMPLETING CAREER-BASED PROFESSIONAL INTERNSHIPS

Strategic Plan Indicators – 2018-2019

Each AACPS elementary, middle, high, charter/contract, and special school in the district reviewed their student data, looked at the challenges they face within their community, reviewed their resources, and discussed where they should put their focus in order to build a foundation on which student engagement and achievement can grow and flourish. Although all 18 strategic plan indicators are important, our schools are choosing a few indicators on which to focus annually, recognizing that focusing on few indicators allows resources to be used in a targeted, effective, and efficient way.



NOTE: Indicators do not appear if < 3% of schools have them as a primary focus.

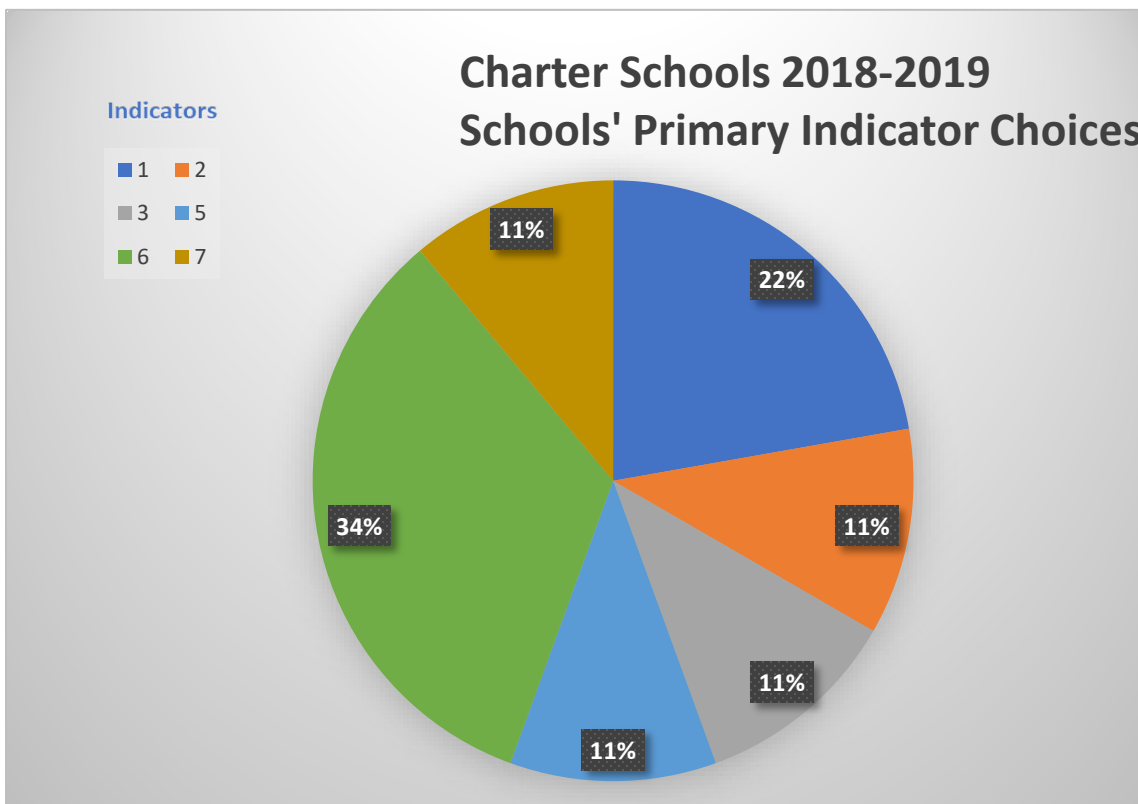
These include Indicators # 3, 4, 7, 9, 10, 11, 12, 14, 15, and 17

Specialty Schools' Primary Indicator Choices

1. INCREASE THE PERCENTAGE OF STUDENTS, FAMILIES, STAFF, AND PARTNERS WHO REPORT FEELING LIKE A VALUABLE MEMBER OF THE SCHOOL OR SCHOOL SYSTEM
2. INCREASE THE PERCENTAGE OF STUDENTS WHO REPORT THAT AACPS STAFF CARE FOR AND SUPPORT THEM
5. INCREASE THE PERCENTAGE OF STUDENTS WHO READ ON OR ABOVE GRADE LEVEL BY THE END OF SECOND GRADE
6. INCREASE THE PERCENTAGE OF STUDENTS IN GRADES 3-8 WHO MEET OR EXCEED EXPECTATIONS ON STANDARDIZED READING, LANGUAGE ARTS, AND MATHEMATICS ASSESSMENTS
8. INCREASE THE PERCENTAGE OF DIPLOMA-BOUND HIGH SCHOOL SENIORS WHO SCORE A 3 OR BETTER ON AN AP EXAMINATION, 4 OR BETTER ON AN IB EXAMINATION, OR EARN A MARYLAND INDUSTRY CERTIFICATION
13. INCREASE THE PERCENTAGE OF STUDENTS COMPLETING CAREER-BASED PROFESSIONAL INTERNSHIPS
16. INCREASE NUMBER OF COMMUNITY-BASED OPPORTUNITIES FOR SERVICE LEARNING FOR ALL STUDENTS AND FAMILIES.

Strategic Plan Indicators – 2018-2019

Each AACPS elementary, middle, high, charter/contract, and special school in the district reviewed their student data, looked at the challenges they face within their community, reviewed their resources, and discussed where they should put their focus in order to build a foundation on which student engagement and achievement can grow and flourish. Although all 18 strategic plan indicators are important, our schools are choosing a few indicators on which to focus annually, recognizing that focusing on few indicators allows resources to be used in a targeted, effective, and efficient way.



NOTE: Indicators do not appear if < 3% of schools have them as a primary focus.

These include Indicators # 4, 8, 9, 10, 11, 12, 13, 14, 15, 16, and 17

Charter Schools' Primary Indicator Choices

1. INCREASE THE PERCENTAGE OF STUDENTS, FAMILIES, STAFF, AND PARTNERS WHO REPORT FEELING LIKE A VALUABLE MEMBER OF THE SCHOOL OR SCHOOL SYSTEM
2. INCREASE THE PERCENTAGE OF STUDENTS WHO REPORT THAT AACPS STAFF CARE FOR AND SUPPORT THEM
3. INCREASE THE USE OF RESTORATIVE PRACTICES IN SCHOOLS AND OFFICES
5. INCREASE THE PERCENTAGE OF STUDENTS WHO READ ON OR ABOVE GRADE LEVEL BY THE END OF SECOND GRADE
6. INCREASE THE PERCENTAGE OF STUDENTS IN GRADES 3-8 WHO MEET OR EXCEED EXPECTATIONS ON STANDARDIZED READING, LANGUAGE ARTS, AND MATHEMATICS ASSESSMENTS
7. INCREASE THE PERCENTAGE OF STUDENTS IN GRADES 9-12 WHO MEET OR EXCEED EXPECTATIONS ON STANDARDIZED ENGLISH AND MATHEMATICS ASSESSMENTS