




Ridgeway Elementary School

November 2020



MISSION STATEMENT

The Ridgeway family encourages community involvement, values learning, and promotes character.

VISION STATEMENT VALUES

Every student at Ridgeway will be productive members of our world by displaying:

- ❖ **Competence** toward rigorous standards assessed through ongoing state and school-based assessments.
- ❖ **Compassion** as students develop values and demonstrate a caring affect.
- ❖ **Confidence** as they develop and demonstrate the ability to persevere through complex tasks and to accept challenges.

Principal's Message

November is here and we are watching the days grow shorter with our recent time change. As the BOE has voted that we remain on virtual instruction until the second semester, students may be out playing more in the afternoon, so we ask that you keep a watchful eye while driving in your neighborhoods. Looking forward in the month.....students will be provided with recorded lessons for November 12 & 13 so that teachers are able to complete report card work. We are sad that the current health situation is preventing us from being together to honor our Veterans as we have done for several years now. However, our teachers will continue to share activities with our students as we look forward to Veterans Day. Families will not receive hard copy report cards but will be asked to use parent portal to view student progress. We will send out the announcement when the portal is ready with that information.

As a school, we are finding the many different ways we can count our blessings this month, and one of the biggest blessings we have is the wonderful student body and their families. We remain in awe and ever grateful for the kindness, patience, and support being given to teachers and staff throughout this virtual experience.


Schools and offices will be closed November 25, 26, and 27 for the Thanksgiving Break and we will resume classes on Monday, November 30th. Autumn has been a thoughtful time and soon winter will be upon us. Please continue practicing healthy protocols and hopefully we will be together as soon as possible. Our students and families are truly missed.

Tracy Prater, Principal
Heather Stalker, Assistant Principal



PARENT PORTAL

PowerSchool Parent Portal PowerSchool Parent Portal is a powerful, easy-to-use, secure communication tool that connects parents/guardians and schools. Online access to class grades, attendance information and student schedules are available to parents with students in grades 1 through 12. For complete instructions on accessing Parent Portal go to <https://www.aacps.org>.




RIDGEWAY/ AACPS MEAL DISTRIBUTION

Anne Arundel County Public Schools is providing a free breakfast, lunch, dinner and snack to children, ages 2–18, Monday through Friday. There are no income requirements. **Meal service is available at Ridgeway Elementary from 12-12:30 pm.** Children and families can go to any meal site – not necessarily their own school site – to receive meals. Families can pick up meals without their children present, but must register their name, the names, and ages of their children for whom they will pick up meals, and the meal site location by calling 410-222-5900. Parent and guardians can only request to pick up meals for their children. For more information, including the entire list of meal sites and their hours, please see www.aacps.org or call Food & Nutrition Services at 410-222-5900. A complete list of meal sites and service times as well as menus can be found at www.aacps.org/mealpickup.

Thank you!
TO THOSE
That served!!
Happy Veterans day!






MARK YOUR CALENDARS

- November 2** Newsletter is available online
- November 3** Election Day- All Schools & Central Office Closed
- November 13** End of the first marking period
- November 16** Beginning of the 2nd marking period
- Nov 16-20** American Education Week
- Nov 25-27** Thanksgiving Holiday-All Schools & Central Office Closed

We are
Thankful for
YOU!



FROM THE SCHOOL NURSE.... KEEPING THE HEALTH ROOM INFORMED

1. Be sure to inform your school nurse about your child's health conditions or other special health needs to plan for safe management at school. Chronic health conditions may include asthma, seizures, diabetes, or life-threatening allergies, etc.
2. Remember to provide the school with current emergency contact information.
3. Tell your school nurse if your child's health condition interferes with school attendance.
4. Make sure to tell your school nurse about medications and medical treatments your child requires during the school day. All medication requires a doctor's order and must be brought to the Health Room by an adult.
5. Tell your school nurse about any changes in your child's health or mobility status, or about any infectious disease.
6. Speak to the school nurse if you need to obtain information about health insurance for your child.

Any questions or health related concerns? Please contact your school nurse:
Krista Martin at 410-672-3346

Steps to Help Provide Stability and Support to Children

- Maintain a normal routine
- Talk, listen, and encourage expression
- Give honest and [accurate information](#)
- Teach simple steps to stay healthy
- Be alert for any change in behavior.
- Reassure children about their safety and well-being



What's Happening at Ridgeway....

ACC I- In November, we will be learning about the past and comparing it with the present. In our unit students will learn how people used to live, work, eat and have fun and compare it to how we currently live, work, eat and have fun. In the second unit, we will work to understand that some people moved to find freedom while others moved to find new lands. In Science and Social Studies, students will explore the past and see how things changed. They will dive deep and take a look at our history. I am excited to discuss with your students how thanksgiving started and how people used to celebrate it versus what we do today.

ACC II-In our November Unit students in ACC 2 will be learning about living in early America. In our leveled book, *Who Lived In Early America*, students will learn about different groups and communities who lived in early America and that Native Americans were here first. They will also learn that Europeans came here on ships and Africans were brought here to work as slaves. Students learn that Native Americans grew their own food and gave thanks to the land. As students continue to explore this topic, they will read three other texts: *Learning About Native Americans*, *How America Grew*, and *The Colonies Get Freedom*. In these texts, students will dive deeper into America's history by gaining a better understanding of why Europeans came to America, what life was like for them when they came, and how they gained their freedom during the American Revolutionary War.

Kindergarten- We were so happy to speak with so many parents at the Kindergarten conferences. The students have worked so hard in our virtual classrooms learning the routines. Thank you for all your helps and support through I Ready assessments. In literacy, the students are continuing to work on interactive read alouds, explicit comprehension, and foundational literacy skills. We have also started to introduce sight words! The first four words are: a, it, me, I. Please practice the sight words at home. In Second Step we will be discussing feelings and emotions. The students will continue to count and make sets of 3, 4, 5, 6 and 7 in different ways during math! In writing, we have been working on writing sentences and sounding out our words. We will begin using sight words and sentence frames to extend our writing. Remember to use the alphabet linking chart to help you sound out your words. In science, we will finish the first marking period discussing where food comes from and whether it is healthy or not. We will explore things that make us feel safe. In social studies, we will describe where we live and begin to use maps to recognize locations. The students will also, begin to explore how goods and people travel. We are so excited to have the students continue learning and growing. Thank you for all your support!

First- It was nice talking with parents last month during conferences. The children continue to make great progress in our virtual environment! As we come to the end of the marking period, we hope all parents were able to sign up for the Parent Portal. There you will find all the graded work, as well as missing assignments. Please check in weekly on the portal to make sure your child has turned in all their work. Please try to stay on top of Graded work and make sure your child turns in their work on time. In Literacy, the children will continue to focus on using comprehension strategies to understand the story/text. In Math, the children will be learning strategies to add within 10 and then within 20. In Science and Social Studies, the children will be learning about the physical characteristics of our environment and how we interact and affect the environment. Please encourage your child to practice i-Ready Reading and Math daily, take some time to read at their level and do some writing as well. Thank you for your continued support.

Second- Wow! Time is flying by in second grade, and we can hardly believe we're beginning a new marking period this month. Our students have done an incredible job of demonstrating respect for themselves, others, learning, and property this first quarter, and we are very proud! In math, we continue to work on our problem-solving skills by determining the unknown in word problems. We are also working on adding and subtracting double digit numbers by regrouping! In our literacy blocks, we continue to practice our comprehension and decoding skills through a variety of strategies. We use a flow map to retell, identify the central message/moral of stories, and practice notetaking for nonfiction books. In writing, we have been hard at work constructing strong second-grade paragraphs with compelling details! In science and social studies, we wrapped up our first Primary Talent Development module, and began exploring leadership qualities, historical figures, map skills, and many other exciting topics. We look forward to a wonderful November and a great second marking period!

Third- The second marking period is just around the corner. We are so proud of all the third graders in our virtual classrooms. Please keep up the hard, awesome work we know each of you are doing! In reading, students will focus on comprehension skills such as summarizing, drawing conclusions, main idea and details and author's purpose. In math, we will be continuing with multiplication and division. Please help your child practice their basic facts at home. In Social Studies, students will be comparing and contrasting cultures within communities. In Science, students will learn about the states of matter and how matter can change from one state to another.

Fourth- In fourth grade Language Arts, we are starting to explore features of nonfiction text and are finishing up our narrative writing unit. In Science, we will explore Outrageous Acts of the Earth, including the study of earthquakes and waves. In Social Studies, we will learn about why Maryland was colonized. Students will apply knowledge about exploration and Indigenous populations to create an end of theme project to communicate their learning. Students will be exploring various strategies to multiply and divide larger numbers in Math. We hope you enjoy the Thanksgiving holiday with your family!

Fifth- As virtual learning continues the fifth graders have become more adept at using the tools and apps. We have begun coding skills and we will continue our virtual drownproofing with a guest speaker. In math we have focused on adding and subtracting fractions and will begin to introduce decimal place value. In our literacy lessons we have focused on note taking and using details from the text to expand our responses. Social Studies topics have moved into comparing all of the thirteen colonies. Our research into food webs and ecosystems continues and will focus on the Chesapeake Bay in the coming weeks.

Media- It has been a busy first few weeks in Media. At this point, every student in our school should know how to access MackinVia to check out eBooks. We will continue to introduce different parts of technology from our ClassLink page to help students with eLearning. Grades 3-5 will be learning how to access databases and learning to navigate Google Earth as well. Our K-2 friends will focus on features offered in Wixie.

Art- -K-2 will learn about the artist Kandinsky and draw a winter tree with concentric shapes in the background inspired by Kandinsky's concentric circles. They will also review shapes and how to draw them. They will also create a spider web color wheel with a spider made from newspaper or magazines. 3-5 will draw a fauvist inspired, winter self-portrait using the medium of their choice. They will learn about the fauvist artist, Matisse. They will also create a non-representational composition also inspired by Matisse, using geometric and organic shapes.

Physical Education- I have been so happy to see everyone working so hard during class. I know it can be hard to get up and move in the online setting, but I have been happy with what I have seen. November we will be continuing locomotor movements as well as some tossing/catching and rolling skills. Continuing to have a positive attitude through this is key to everyone's success. Keep up the good work Mustangs!!

Music- Music continues virtually at Ridgeway as Strings, Band, and Chorus are all underway along with General Music in all grades. Mr. Bosch, Ms. Fisher, and Ms. Westermeyer wish to congratulate those students who have chosen to participate in the digital adventure which is virtual ensembles! Although new and different, many students have made the choice to participate and learn how to play instruments and sing! Way to go! General Music classes continue to move along studying musical elements and musically challenging students in the virtual environment. Mr. Bosch, Mr. Fisher, Mr. Wertz, and Ms. Westermeyer wish everyone a wonderful Thanksgiving holiday!

Speech-

November Words of the Week

Acorn, Apple, Corn, Cornucopia, Gourds, Hay, Pumpkin, Scarecrow, Thanksgiving

Turkey Word Practice: If an alien landed on this planet, what would you tell them about each vocabulary word? Be sure to use details.

Cook Up Good Speech! There is a lot of language practice you can do while cooking. This Thanksgiving, have your child recall a list of ingredients, follow the steps of a recipe, or predict the outcome of a dish!

Strategy of the Month: Visualization This month we are picturing objects/events in our minds to help us remember details and facts. When we use visualization, we... 1. Listen for the information. 2. Focus on key words that the speaker is saying. 3. Picture the object or scene in our minds. 4. Recall details from the picture we see in our head. Try this at home! Give your child 2-3 things to remember before you go to the store. Have them visualize the items and then recall them!

Virtual speech reminder: As a reminder we have two speech language professionals working at Ridgeway this year, Linda Bruins and Jamie Tettey. We have two (2) Google Classroom codes. We post a reminder in your child's Google Classroom with the session time and the link the day prior, so it is important that you check the stream of messages. For some of you, we have also sent a Google calendar invitation that reminds you of the session in your email. If you have a concern about your child's speech and language skills, please contact your child's teacher and we can complete a screening.

Reading- November 1st is National Author's Day. Read books written by your favorite author and answer questions about the story. Families can use Scholastic Digital Manager on students splash page to access books. Students can select books to read and families can read books together. Scholastic Digital Manager tracks the amount of time and the books students are reading. Students can use i-Ready for practice on their paths. The goal is to use the lessons 30+ minutes per week for reading and math.



We are closely monitoring attendance (yes, even virtually). Attending class regularly helps children feel better about school and themselves. It is important to build good attendance habits so that our children learn the importance of being in class every day. Furthermore, attendance impacts your child's exposure to quality instruction and establishes a pattern for the remainder of their education. Being late to school means missing morning announcements and community building circle which is a vital aspect to starting the day of on the right foot and building relationships. It also disrupts the morning routine which sets our students up for a productive day. Leaving class early also negatively impacts education. Students miss instruction as well as reminders for the following day. Please remember to send an email explaining absences each and every time your child misses class. Without notes to explain their absences, they are considered "unexcused." Please don't hesitate to contact me if there is anything I can do! I know this is a particularly tough time with everything being so uncertain. Please know that I am here to help. I will be popping into your student(s) classes to join in for community circle as well as to teach my next round of lessons! During November's lessons, we will begin talking about social justice. Please remind your children that they have a check in with the school counselor in their Google Classrooms if they would like to request to chat with me. As always, thank you for your continued support. -Mrs. Stup

Congratulations to the following students for earning Student of the Month by demonstrating **RESPONSIBILITY** throughout the school.

ACC-1 & ACC-2

Ms. Guirguis-Oscar S.
Ms. Hallinin-Grace C.

Kindergarten

Ms. Canelli – Matthew H.
Ms. Corso-Rahma Z.
Ms. Evans-Michael B.
Mrs. CalMac –Eleanor M.
Mrs. Sweitzer– Hannah H.
Ms. Webb-Dylan C.

First Grade

Ms. Choo-Claire S.
Mrs. Clark –Carter F.
Mrs. Louvar- Bryan D. B.
Ms. Ryan- Cameron M.
Ms. Shiffrin-Ava R.

Second Grade

Ms. D'Angelo- Evelyn T.
Ms. Gaunt- Anthony S.
Ms. Johnston-Mia H.
Mrs. Sym- James H.

Third Grade

Mrs. Brown-Dakota V.
Ms. Downie- Daluchi U.
Ms. Potts- Lena D.
Ms. Stanton-Samuel B.
Mrs. Zak-Olivia A.

Fourth Grade

Mrs. Carrigan- Tyler H.
Ms. Heisman- Layla M.
Ms. Karamboulis-Hakeemah A.
Mrs. Quarantillo- Hayden H.
Ms. Stepien- Kenley M.

Fifth Grade

Mr. Fox- Caleb N.
Mrs. Harper-Lippert- Orion T.
Kruszynski Johnson- Shaqayeq M.
Ms. Toth-Liara A.
Ms. Williams- Abigail V.

AACPS | Taking Care Of Your Chromebook

Students and parents/guardians are responsible for the general care of the device they have been issued. Anne Arundel County Public Schools has issued Chromebooks in order to support access to virtual learning. When a Chromebook becomes damaged, that learning is interrupted,

so please take care of your Chromebook as you would take care of your gaming station or cell phone. For resources and help using your Chromebook, please visit AACPS Virtual Learning Information www.aacps.org/virtualllearning.



Protect your password.
Do not share your password or account information.



Keep all food and drinks away from your device.



Be careful when inserting and removing cords, cables, and external devices.



Do not place foreign objects into your Chromebook.

Transporting your Chromebook

Always carry and transport your Chromebook with care.

The screen is delicate and can crack easily. Always be sure the lid is completely closed and secured before moving your Chromebook.



Never move a device by lifting from the screen.



Be certain all objects are out of the way before closing the screen.



Be careful when carrying the device in a case or backpack. Notebooks, books, writing utensils, earbuds, etc. may put too much pressure and weight on the Chromebook screen. Small items may slip between the screen and keyboard.

Screen Care

Your Chromebook screen can easily be damaged! Excessive pressure can break the screen.



In Case of a Spill

If a liquid spills into the Chromebook, **unplug it immediately**. Do not plug back in until it is thoroughly dry.

If your Chromebook is not working, contact your school or email ChromebookIssues@aacps.org.



Do not lean or place anything on the top of the device that could put pressure on the screen.



Do not store the device with the screen in the open position.



Do not poke the screen with anything that will mark or scratch the screen surface. Only use your clean finger.



Do not place anything on the keyboard before closing the lid (e.g. pens, pencils, etc.).



Do not use any liquid to clean the screen—use a soft dry microfiber cloth or anti-static cloth.