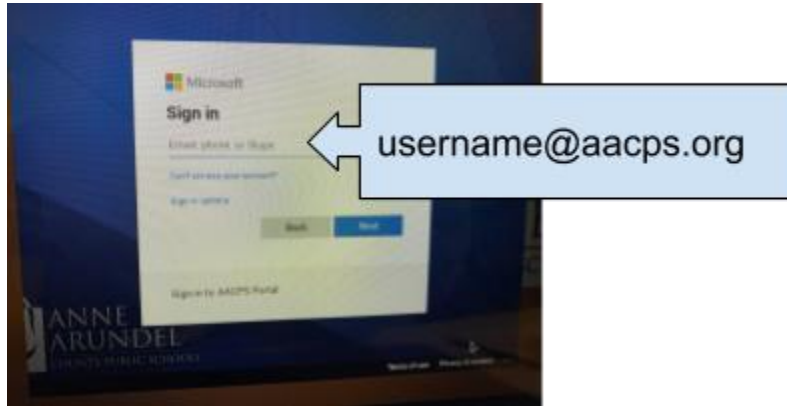


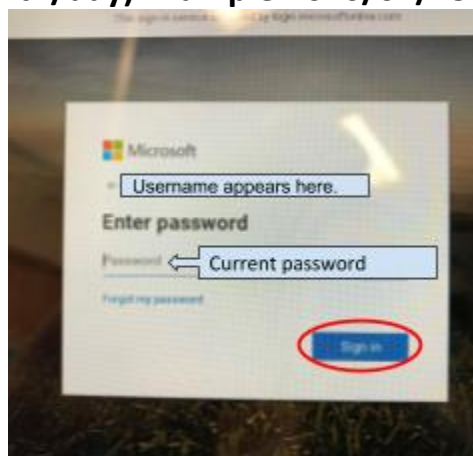
## To Log into a Chromebook with your AACPS Google Account:

1. If prompted, connect the Chromebook to the correct WiFi network. (Instructions in box)
2. On the sign in screen, enter your AACPS username including the @aacps.org.  
Students: [SIF#@aacps.org](mailto:SIF#@aacps.org) EXAMPLE: 123456@aacps.org

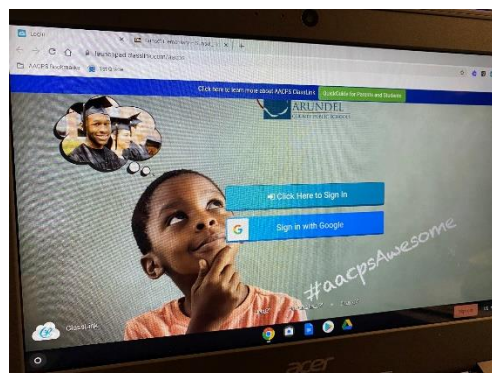


3. If prompted, enter your AACPS username again. Then enter your current AACPS password. Select "Sign In."

**Password = Birthday (year/month/day) Example:2020/02/15**



4. You are now logged into the Chromebook. Proceed to log into Classlink. To use the "Sign in with Google".



## Logging Out of the Chromebook:

Do **NOT** simply close the Chromebook. This does not log you out of the Chromebook and **others could then access your files.**

To sign out- Click the red “Sign Out” button in the lower right hand corner of the screen.

