


Anne Arundel County Public Schools

# Educational Facilities Master Plan

July 2011



**Kevin M. Maxwell, Ph.D.**, Superintendent of Schools

Anne Arundel County Public Schools • Planning Office • Pub#1397/2 (Rev. 03/11) • DPS/CH



**EDUCATIONAL FACILITIES MASTER PLAN**  
*July 2011*

**TABLE OF CONTENTS**

**Preamble** ..... 1

**Enrollment Comparisons**

- 2010 Actual Enrollment vs. State Capacity ..... 17
- Projected 2011 Enrollment vs. State Capacity ..... 25
- Projected 2020 Enrollment vs. State Capacity ..... 33
- Enrollment vs. State Capacity by Feeder System ..... 41

**ANNAPOLIS FEEDER SYSTEM** ..... 47

- Annapolis High
- Annapolis Middle
- Bates Middle
- Annapolis Elem
- Eastport Elem
- Georgetown East Elem
- Germantown Elem
- Hillsmere Elem
- Mills-Parole Elem
- Rolling Knolls Elem
- Tyler Heights Elem
- West Annapolis Elem

**ARUNDEL FEEDER SYSTEM** ..... 77

- Arundel High
- Arundel Middle
- Crofton Elem
- Four Seasons Elem
- Nantucket Elem
- Odenton Elem
- Piney Orchard Elem
- Waugh Chapel Elem

**BROADNECK FEEDER SYSTEM** ..... 99


- Broadneck High
- Magothy River Middle
- Severn River Middle
- Arnold Elem
- Belvedere Elem
- Broadneck Elem
- Cape St. Claire Elem
- Windsor Farm Elem


<b>CHESAPEAKE FEEDER SYSTEM .....</b>	<b>121</b>
Chesapeake High	
Chesapeake Bay Middle	
Bodkin Elem	
Fort Smallwood Elem	
Jacobsville Elem	
Lake Shore Elem	
Pasadena Elem	
<b>GLEN BURNIE FEEDER SYSTEM.....</b>	<b>141</b>
Glen Burnie High	
Corkran Middle	
Marley Middle	
Freetown Elem	
Glendale Elem	
Marley Elem	
Oakwood Elem	
Point Pleasant Elem	
Quarterfield Elem	
Richard Henry Lee Elem	
Woodside Elem	
<b>MEADE FEEDER SYSTEM.....</b>	<b>169</b>
Meade High	
MacArthur Middle	
Meade Middle	
Brock Bridge Elem	
Frank Hebron-Harman Elem	
Jessup Elem	
Manor View Elem	
Maryland City Elem	
Meade Heights Elem	
Pershing Hill Elem	
Seven Oaks Elem	
Van Bokkelen Elem	
West Meade Early Education Center	
<b>NORTH COUNTY FEEDER SYSTEM.....</b>	<b>201</b>
North County High	
Brooklyn Park Middle	
Lindale Middle	
Belle Grove Elem	
Brooklyn Park Elem	
Ferndale Early Education Center	
George Cromwell Elem	
Hilltop Elem	
Linthicum Elem	
North Glen Elem	
Overlook Elem	
Park Elem	

<b>NORTHEAST FEEDER SYSTEM.....</b>	<b>231</b>
Northeast High	
George Fox Middle	
High Point Elem	
Riviera Beach Elem	
Solley Elem	
Sunset Elem	
<b>OLD MILL FEEDER SYSTEM.....</b>	<b>249</b>
Old Mill High	
Old Mill Middle North	
Old Mill Middle South	
Glen Burnie Park Elem	
Millersville Elem	
Ridgeway Elem	
Rippling Woods Elem	
Severn Elem	
South Shore Elem	
Southgate Elem	
<b>SEVERNA PARK FEEDER SYSTEM.....</b>	<b>275</b>
Severna Park High	
Severna Park Middle	
Benfield Elem	
Folger McKinsey Elem	
Jones Elem	
Oak Hill Elem	
Severna Park Elem	
Shipley's Choice Elem	
<b>SOUTH RIVER FEEDER SYSTEM .....</b>	<b>297</b>
South River High	
Central Middle	
Crofton Middle	
Central Elem	
Crofton Meadows Elem	
Crofton Woods Elem	
Davidsonville Elem	
Edgewater Elem	
Mayo Elem	
<b>SOUTHERN FEEDER SYSTEM.....</b>	<b>321</b>
Southern High	
Southern Middle	
Deale Elem	
Lothian Elem	
Shady Side Elem	
Tracey's Elem	

<b>NON INSTRUCTIONAL SUPPORT FACILITIES</b> .....	<b>339</b>
<b>CAREER AND TECHNOLOGY EDUCATION</b> .....	<b>343</b>
<b>ALTERNATIVE CENTERS</b> .....	<b>347</b>
<b>SPECIAL CENTERS</b> .....	<b>353</b>
<b>CHARTER SCHOOLS</b> .....	<b>359</b>
<b>APPENDICES</b>	
A. Goals, Standards, Guidelines .....	367
B. Procedures for Redistricting and Attendance Areas (Adopted 10/12/94) .....	368
C. Procedures for School Closing .....	370
D. Adequate Public Facilities Ordinance and School Utilization Chart .....	372
E. Impact Fee Ordinance .....	376
F. September 2010 Actual Enrollment.....	378
G. Annual and Five-Year Capital Improvement Plan/Facility Needs Summary ....	383
H. Description of the Model Used to Forecast Student Enrollment .....	388
I. Staffing Patterns .....	389
J. Capacity and Space Formula.....	391
K. Calculations for Determining State-Rated Capacity.....	393
L. Full Time Equivalent (F.T.E.).....	396
M. School Pupil Generation Factors.....	397
N. Transportation Policies.....	398
O. The Instructional Program and Capacity .....	405
P. Schools in Priority Funding Areas.....	406
Q. A Summary of the Impact of Base Realignment and Closure (BRAC) on Anne Arundel County Public Schools .....	409
R. Redistricting Adoption by the Board of Education on April 6, 2011 .....	417
S. Available School Sites.....	418
T. School Boundary Maps .....	419
U. Facilities Inventory .....	422
V. Site Selection Criteria.....	438
W. Letter of Agreement with Maryland Office of Planning.....	439
X. Letter From Board of Education Certifying Acceptance of Plan .....	441

**Anne Arundel County Public Schools prohibits discrimination in matters affecting employment or in providing access to programs on the basis of race, color, religion, national origin, sex, age, marital status, sexual orientation, or disability unrelated in nature and extent so as to reasonably preclude performance. For more information, contact Mr. Leslie N. Stanton, Specialist in Human Relations, Anne Arundel County Public Schools, 2644 Riva Road, Annapolis, Maryland 21401, (410) 222-5318; TDD (410) 222-5500. [www.aacps.org](http://www.aacps.org)**

  
\_\_\_\_\_  
Patricia R. Nalley  
Board President

  
\_\_\_\_\_  
Kevin M. Maxwell, Ph.D.  
Superintendent of Schools