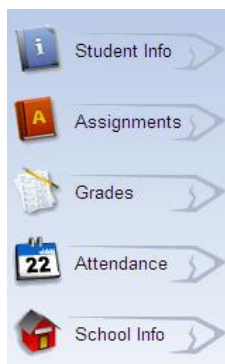


Using ParentCONNECTxp



Click the links on the left side of the ParentCONNECTxp website to view [Assignments](#), [Grades](#) or [Attendance](#). Each page has additional information organized by tabs across the top of the page.

NOTE: If you have more than one child, use the **Choose Student** list in the top-right corner of the Web page to switch between them.

The Assignment Pencil in ParentCONNECTxp

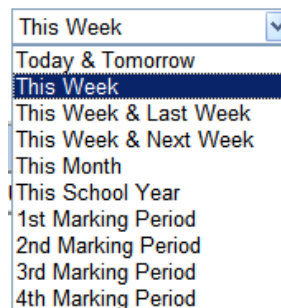
The Assignment Pencil displays your child's assignments and grades from the teachers' gradebook.

Assignments Tab

The opening screen will default to displaying all the assignments with a due date in the current week.

Click the **This Week** field and select the desired time range from the drop down menu.

When a larger time range is selected, such as 3rd Marking Period, the assignments will first appear in chronological order.



Click the blue column header to rearrange the list by that column. Clicking the **Course** column header will sort the list by class.

Class Scores Tab

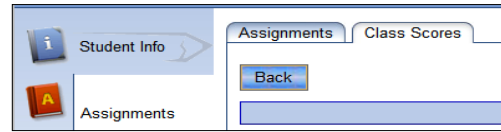
The **Class Scores** tab displays the current calculated grade to date for each class. It only displays classes for the current marking period.

For each class, click on the grade in the **Current Grade** column to view all the assignments that contribute to the current grade. As the marking period continues and more grades accrue, this may be a convenient way to view the assignments.

| Assignments | | Class Scores | |
|--------------------------|--------------|---------------|------------|
| CLASS SCORES SUMMARY | | | |
| NORTH COUNTY HIGH SCHOOL | | | |
| Course | Course Title | Current Grade | Teacher |
| B38923 | US GOVT | B | TJefferson |

Click the grade to see all assignments that contribute to the grade.

After viewing the assignments that contribute to the current grade, click the **Back** button under the Assignments tab to go back to the main Class Scores screen.



The **note icon** indicates a note from a teacher. Double click to view. Clicking on the back button takes you back to the previous screen.

The Grades Pencil In ParentCONNECTxp

The **Grades** pencil displays previously completed report card grades, transcript information, and the student’s current schedule.

Grades Tab

The **General** tab shows report card grades from the current school year’s previous marking periods. This tab can be set to view any of the four marking periods, but information will only appear for completed marking periods.

Course History Tab

The **Course History** tab shows a summary of your child’s completed classes. This information is taken from the student data system’s transcript file.

High school course history information is updated after the completion of each semester. Middle school course history is updated after the completion of the school year.

The only middle school courses which appear in the course history section for high school students are those which earn high school credit. These courses will appear as grade 09.

Middle school students should see all middle school courses that have been completed in Anne Arundel County in the Course History tab.

While this tab shows the total credits attempted and completed, ParentCONNECTxp does not show a student’s cumulative GPA and rank. That information should be acquired directly from the school.

| TOTAL CREDITS ATTEMPTED: 9.00 | | TOTAL CREDITS COMPLETED: 7.50 | |
|-------------------------------|-------|-------------------------------|-------------------|
| Grade 09 - 6/2009 | | | |
| Course Title | Grade | Credits Attempted | Credits Completed |
| ENGLISH 9 | C | .500 | .500 |
| US GOVT | B | .500 | .500 |
| MATTER & ENERGY | C | .500 | .500 |
| ALGEBRA | C | 1.000 | 1.000 |
| SPANISH I | B | .500 | .500 |
| HEALTH ED | B | .500 | .500 |
| FIT LIFE I | C | .500 | .500 |
| Term Credits Attempted: 4.00 | | Term Credits Completed: 4.00 | |
| Grade 09 - 1/2009 | | | |
| Course Title | Grade | Credits Attempted | Credits Completed |
| ENGLISH 9 | E | .500 | .000 |
| US GOVT | C | .500 | .500 |
| MATTER & ENERGY | C | .500 | .500 |
| ALGEBRA I | C | 1.000 | 1.000 |
| SPANISH I | D | .500 | .500 |
| FOUND OF ART | D | .500 | .500 |
| FOUND OF TECH A | C | .500 | .500 |
| Term Credits Attempted: 4.00 | | Term Credits Completed: 3.50 | |

High school course history sample.

The **Student Schedule** tab shows the student's current schedule. The Access PTG course that appears in the schedule is used by the school's main office and is not an actual class, which students attend. It will not get a grade and it will not impact report cards or transcripts.

The Attendance Pencil In ParentCONNECTxp

The **Attendance** pencil displays your child's attendance information through a calendar, which shows an entire month at a time, and an absence by date report.


High schools show attendance by individual periods while middle schools show attendance by the half day (a.m. and/or p.m.).

High schools may show attendance for periods beyond the four instructional periods; these are used for Student Advisory and adjunct programs.

Attendance Pencil Coding

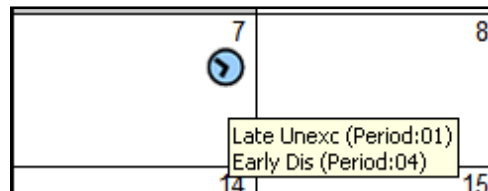
The **Attendance Calendar** tab uses three icons to indicate the status of the absences.

Unexcused/Unverified Absences have not been coded with an excused code in the student data system and likely still need an absence note.



Hold the cursor over the attendance icons in the calendar for a pop-up menu detailing the codes.

In this sample, the tardy icon is the result of the student being marked late to 1st period and then dismissed early from school during 4th period.



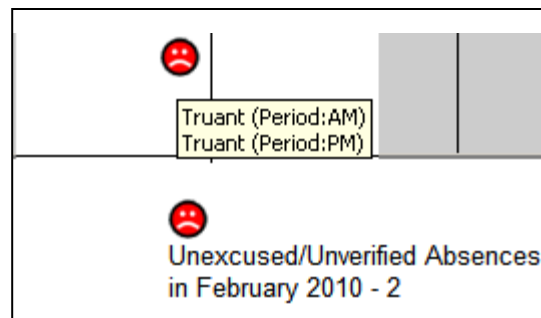
In high schools Late Excused and Late Unexcused generally indicate the student was in school, but late to class.

Tardy Excused and Tardy Unexcused indicate that the student was late in arriving to school.

Middle School Half-Day Attendance

The State of Maryland requires that middle school attendance be reported by the half day. The total number of absences that appear at the bottom of the Calendar tab will count a full day absence as two absences.

In the sample to the right, the student was absent one full day, but the summary counted both the AM and PM and displays the day as two absences.



In the student data system, which contains student records, a single full day absence is counted when both the AM and PM are coded.

Frequently Asked Questions

I have questions or problems regarding ParentCONNECTxp.

You should start by using the Support page located in ParentCONNECTxp (PCXP) if you have questions pertaining to its use.

- If you are having trouble logging into ParentCONNECTxp, contact your school.
- If you have questions pertaining to attendance, grades or assignments, contact the appropriate teacher.

What do I do if I feel that the ParentCONNECTxp student information is incorrect?

Please contact your child's school.

How current is the information on ParentCONNECTxp?

The PCXP updates assignments and student information on a daily basis. Attendance is updated 4 times per day. This provides you with the latest available information.

Why do I receive the message "None of the users students could be loaded"?

This message displays because the process to populate the information into PCXP to allow you to see your child's information has not been refreshed. The process may take 24-36 hours.

What do I do if I am "locked" out of my ParentCONNECTxp account?

As a security measure, if you have three failed attempts at inputting your username and/or password the system will lock you out. This protects you from having someone sit down and continually try to guess your password. The system will automatically reset itself within 1 hour. There is **NO** need to contact anyone about the problem.

If I have read these questions, but none of them address my issue, where can I get help?

If you have additional questions or concerns regarding any aspect of ParentCONNECTxp, please contact your child's school.



Anne Arundel County Public Schools ♦ 2644 Riva Road ♦ Annapolis, MD 21401

[ParentCONNECTxp](#)